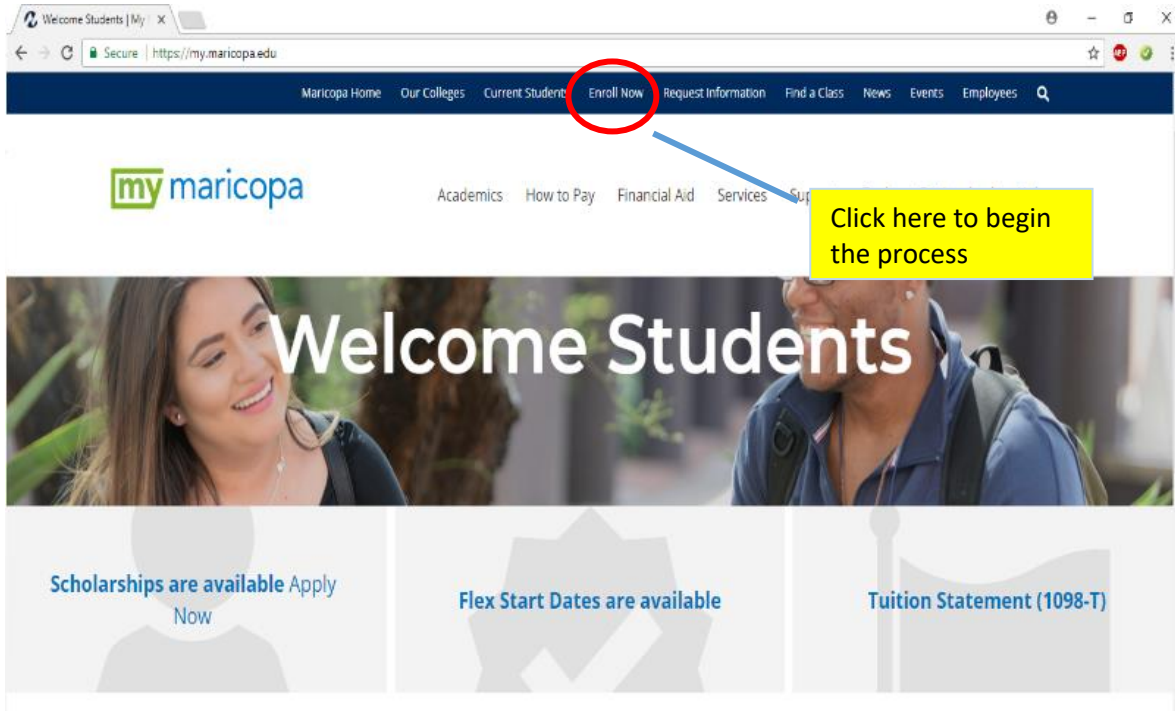


1. Go to the URL <https://my.maricopa.edu>



2.



Student Admissions Application

The Maricopa County Community Colleges system thrives on being a provider of higher education to the Maricopa County community as well as the State of Arizona. We are committed to helping you set and achieve your goals and dreams.

The admissions program will ask you a few questions to get you started to help choose the best path for you. If you have any questions please contact the Student Admissions offices at any of our colleges.

Upcoming Availability Notice
Online Admissions may be unavailable each Wednesday from 5:00 AM until 6:00 AM for regular maintenance.

START NEW APPLICATION

First-time users, create an account to start a new application.

CONTINUE SAVED APPLICATION OR REAPPLY

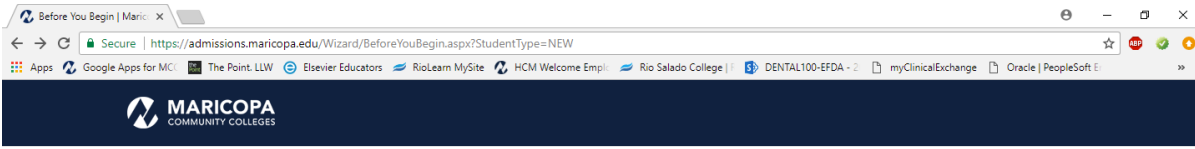
Log in to continue an application or apply to another MCCC college.



© 20 **Click here if – You have never attended any MCCC college.**

Click here if – You have attended any MCCC college in the past.

3.



Before You Begin

Thank you for your interest in the Maricopa Community Colleges. Before you begin the application, please be sure to have this information available.


- A form of identification:
 - Identification card
 - Driver's license
 - Other forms are acceptable but cannot be used for real-time identity verification
- Access to a camera OR a scanned color copy of your ID (front and back). If you are using a scanned image, please be sure to save as an image file (.jpeg, .gif, .png). Word documents or .pdf files cannot be processed.
- Access to an email address; this should be the address you use during the application process.
- Access to internet, either through WIFI or a cellular data connection.

Helpful tips

- Please note you must complete your application within 48 hours from the time you start. All incomplete applications will be removed after that time for the security of your personal information.
- Your name on the online application must match your name on your identification.
- When taking photos of the ID with a camera or mobile device, use a darker background. Please ensure the image is clear and free of glare, reflections.
- On some mobile devices, please wait for the images to upload from your smartphone into the application. The application will show you a preview the images before you submit them online.

CONTINUE

Read this section carefully. You will need to have a color photo of the front and back of your driver's license or other form of ID.



If you are starting a New Application: Move through the next two screens for Starting a New Application and International Student.

4.

Your Login Account will gain you access to the Maricopa Community Colleges websites, along with your Maricopa email system.

Admissions Home > Create Account

Create Your Login Account

*First Name: Required

*Middle Name: I do not have a middle name

*Last Name: Required

*Date of Birth:

Your social security number will not be used as your primary identification number and will be kept confidential. Students should be aware that a correct Social Security Number must be on file for reporting information pertaining to potential tax credit and must be used by applicants for federal and state aid and Veteran Administration benefits. For more information, please contact your selected college's Admissions & Records Department.

Social Security Number:

*Email Address:
Required

*Confirm Email Address:
Required


*Phone Number:
555-555-5555

Phone Type:
Cell

I give permission to the Maricopa Community Colleges to send text messages and automated calls or other methods of communication by submitting this form

NOTE: All students and employees are enrolled in the text message ALERT notification system. In order to receive Emergency Alerts concerning health and safety of people on campus/sites via text message, please be sure to provide your current cell phone number.

Yes
 No

*Academic Career 
Select an Academic Career

*Primary College of Interest: [Learn more about our colleges](#)
Select One

Security check

I'm not a robot

Clicking this button will check to see if you have an existing account at Maricopa. Please wait while we do this check. The username generated will be your username during your duration at Maricopa Community Colleges. Please remember to write it down before moving to the next page.

GENERATE YOUR USERNAME

Select CREDIT

Select Rio Salado College

The Username is also known as your MEID number. Write this down and remember it.

5. Keep going! - Do not stop here - The next set of screens will admit you into Rio Salado College and provide you with a student ID number. Write that number down as well and keep it with your MEID number. Complete the admitting process with Rio Salado College, but since CDHC is a closed program, you must fill out a CDHC program application.
6. Use your MEID number to complete the online CDHC program application.
7. Once your CDHC program application has been accepted, Shanna Jennings will register you in the CDHC courses and email you at both your provided email and your Maricopa email (MEID@maricopa.edu), with confirmation, so that you can make payment at www.my.maricopa.edu.